



FIREFLY FAMILY THEATRE

MAKE A GHOST FINGER PUPPET


Use the template on the next page to cut out and color a ghost finger puppet!

THINGS YOU'LL NEED

Crayons or markers, scissors, tape

INSTRUCTIONS


- Color your ghost (and its party hat!)
- Cut out ghost and finger loop
- Attach the shorter part of finger loop vertically on the back of the ghost
- Wrap other ends around finger and tape to fit




FIREFLYFAMILYTHEATRE.COM

SHOW US YOUR FINAL PRODUCT! TAG US ON INSTAGRAM OR FACEBOOK!

Ghost Puppet



Finger Loop



Use your puppet to
sing this song!

